

Filters

Filters are available in the left navigation column and may be used to focus search results. Click on a filter to activate or deactivate the filter. Multiple filters can be used at the same time.

To reveal additional filter options, click **Show Additional Filters** or **Customize** under each filter type. Check desired selections then click **Show** button.



The Filters Activated message appears above the search results list. Applied limits remain in effect until they are removed or cleared.

Advanced Searching

The **Advanced** link provides two options to refine a search:

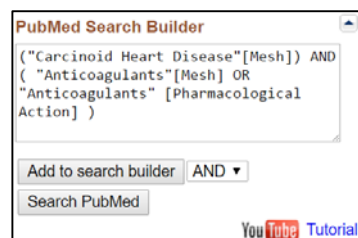
1. Use the **PubMed Advanced Search Builder** to create a search using **AND**, **OR**, or **NOT**. Apply a specific field to your term using the drop down menu. The **Show Index List** displays the search field index and the number of citations for each term.
2. **History** tracks and numbers each of your previous search strategies. Click on “Add to Builder” to add previous searches to your Advanced Search Builder.

MeSH Database

PubMed citations are indexed using a powerful vocabulary called Medical Subject Headings (MeSH).

Use the Drop-Down Search menu to access the **MeSH Database**. Search for a term or concept and click **Search**. Click on the desired term to view that term (when multiple items are retrieved) and select subheadings and other options.

Click Add to Search Builder button on the right side of the page to start a PubMed search. Other MeSH Searches may be added. Click the Search PubMed button to complete the search.



Clinical Queries

Clinical Queries makes it easy to find articles that report applied clinical research. You can search for Systematic Reviews, Medical Genetics, or Clinical Study Categories.

1. Click on the link from the PubMed homepage
2. Enter a search term in the box.
3. Click the Search Button
4. Click **See All** at the bottom of the page to return to PubMed.

Funded in whole or in part with Federal funds from the National Library of Medicine (NLM), National Institutes of Health (NIH), under cooperative agreement No. UG4LM012340 with the University of Maryland, Baltimore. This resource is freely available at:

<https://nmlm.gov/training/resources/pmtri.pdf>

Reviewed: January 2018

PubMed is the U.S. National Library of Medicine’s (NLM) premiere search system for health information. It is available **free** on the Internet at <https://pubmed.gov>.

PubMed Content

Over 27 million citations for biomedical literature from MEDLINE, life science journals, and online books.

Citations may include links to full-text content from PubMed Central and publisher web sites.

PubMed Features

- Sophisticated search capabilities, including spell checker, Advanced Search Builder, and tools to search for clinical topics.
- Find Search terms using the MeSH (Medical Subject Heading) database of MEDLINE’s controlled vocabulary.
- Store citation collections and receive e-mail updates from saved searches using PubMed’s My NCBI.
- Link to full-text articles, information library holdings, and other NLM databases and search interfaces

Assistance and Training

Click on the **Help** link or on the PubMed homepage under “Using PubMed” select **PubMed Quick Start Guide** or **PubMed Tutorials**.

PubMed Searching

To search PubMed, type a word or phrase into the search box (e.g., a subject, author, and/or journal). Then click the **Search** button or *Enter* key.

Optional: combine search terms with connector words: **AND**, **OR**, or **NOT** using upper case letters.

An Auto Suggest drop-down menu appears when entering words and the **Titles with Your Search Terms** option may appear in your search results.

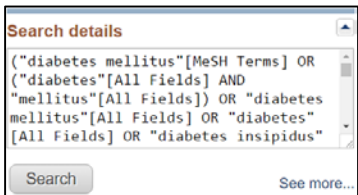
Once you run your search, PubMed displays a list of results in Summary format. To change how results are displayed, click on **Format: Summary** to change the format.

Search Details

Search Details is located on the right navigation column. This box provides information on how PubMed ran the search. PubMed looks first for the entire word or phrase as:

1. Medical Subject Heading (MeSH) term
2. Journal Titles
3. Author(s)

PubMed finally will search **All Fields** for the word(s). Update a search by making changes in the Search Details box and click Search to run the new search strategy.



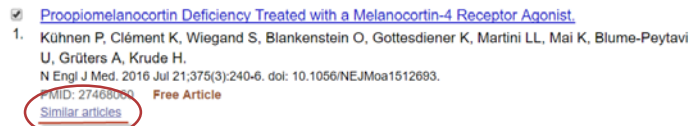
Sensors

Sensors display results in a shaded area above the regular PubMed search results.

- **Citation Sensor:** matches search terms with citation elements (e.g. blood choi 2009)
- **Gene Sensor:** identifies gene symbols linking to gene citations and databases (e.g. CFTR)

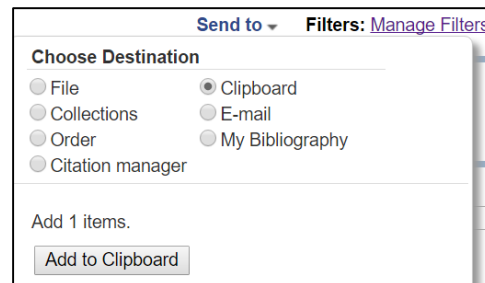
Similar Articles

This feature searches for citations similar to the one selected. In the Summary format, click on the **Similar Articles** link under each citation.



Clipboard

The **Clipboard** feature stores selected citations from one or more searches for eight hours. Select citations by clicking the check box next to each citation. From the **Send To** menu, select **Clipboard**; then click “Add to Clipboard.”



Click on the Clipboard items link to view citations. Permanently store citations in PubMed My NCBI **Collections**, also accessed from the **Send to** menu.

Access Full-Text

Many PubMed citations offer links to the full text of articles through PubMed Central (PMC), a free digital archive of life sciences journal literature, to library holdings, and to publisher websites. Loansome Doc allows registered users to order copies of articles from a medical library. Contact your librarian for details or visit <https://nmlm.gov> for more information.

Print, Email, and Download

After selecting Citations (e.g. from checked boxes or **Clipboard**), identify a format (click on Summary for additional formats and print directly from you browser.

From the **Send To** menu, you can choose to **E-mail** the citations to yourself or a colleague or select **Citation Manager** to create a file to use with an external citation management software.

My NCBI

My NCBI is a free tool that retains user information and database preferences to provide a customized service for many NCBI databases, including PubMed.

Sign in to NCBI

PubMed's **My NCBI** features:

- Save searches
- Set personal preferences and display formats
- Store search strategies and citation collections
- Develop personal filter options.
- Create alerts by offering automatic e-mail updates and RSS Feeds of saved searches